

COVID-19 DAILY STATISTICS**RUTHERFORD COUNTY**

Data Source: Foothills Health District

AUGUST 21, 2020

Total Tested	9,763
Total Negative Tests	8,706
Total Pending Tests	137
Total Positive Tests	920

Percent Positive of Individuals Tested	9.6%
Households Affected	602

Breakdown of Positive Tests

Quarantined at Home	157
Quarantined at Hospital	18
Ages (25-49)	1
Ages (50-64)	8
Ages (65+)	9

Total Active Positives 175

Out of Quarantine	725
Deceased - Total	20
Ages (25-49)	1
Ages (50-64)	6
Ages (65+)	13

Breakdown of Positive Cases by Category

Female	481
Male	439

Ages (0-17)	81
Ages (18-24)	112
Ages (25-49)	353
Ages (50-64)	234
Ages (65+)	140

28018 (Bostic)	50
28020 (Casar)	1
28040 (Ellenboro)	64
28043 (Forest City)	304
28114 (Mooresboro)	70
28139 (Rutherfordton)	300
28160 (Spindale)	81
28167 (Union Mills)	26
28746 (Lake Lure)	24

American Indian	2
Asian	3
Black	186
Hispanic	109
Pacific Islander	1
White	619

ESTADISTICAS DIARIAS DEL COVID-19**CONDADO DE RUTHERFORD**

Fuente De Informacion: Distrito de Salud Foothills

AGOSTO 21, 2020

Total de Examinados	9,763
Total de Casos Negativos	8,706
Total de Casos Pendientes	137
Total de los Casos Positivos	920

Porcentaje Positivo de Individuos Evaluados	9.6%
Hogares Afectados	602

Desglose de los Exámenes Positivos

Cuarentena en el Hogar	157
Cuarentena en el Hospital	18
Edades (25-49)	1
Edades (50-64)	8
Edades (65+)	9

Total De Casos Positivos Activos 175

Fuera de la Cuarentena	725
Muertes - Total	20
Edades (25-49)	1
Edades (50-64)	6
Edades (65+)	13

Desglose de Casos Positivos por Categoría

Hembras	481
Machos	439

Edades (0-17)	81
Edades (18-24)	112
Edades (25-49)	353
Edades (50-64)	234
Edades (65+)	140

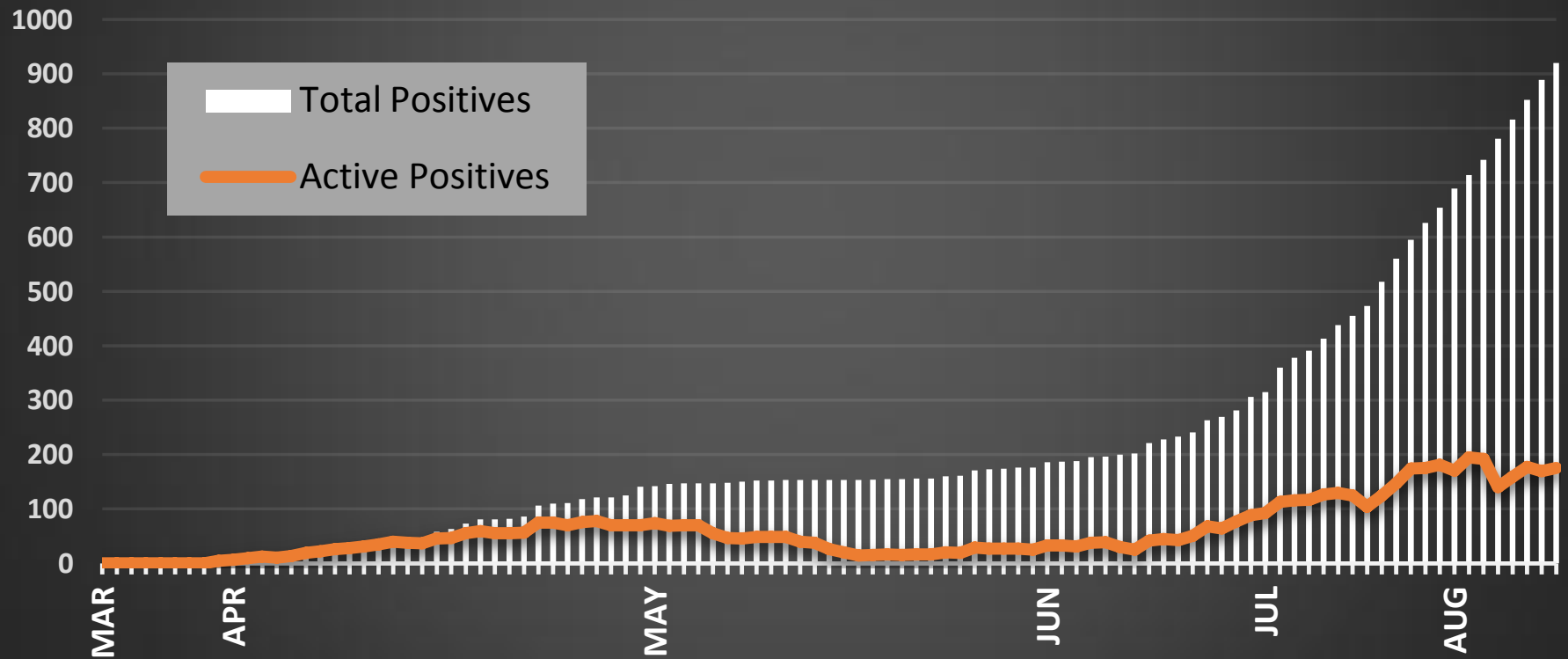
28018 (Bostic)	50
28020 (Casar)	1
28040 (Ellenboro)	64
28043 (Forest City)	304
28114 (Mooresboro)	70
28139 (Rutherfordton)	300
28160 (Spindale)	81
28167 (Union Mills)	26
28746 (Lake Lure)	24

Indio Americana	2
Asiático	3
Negra	186
Hispana	109
Isleño del Pacífico	1
Blanca	619

TOTAL VS. ACTIVE POSITIVE CASES

Rutherford County - COVID-19

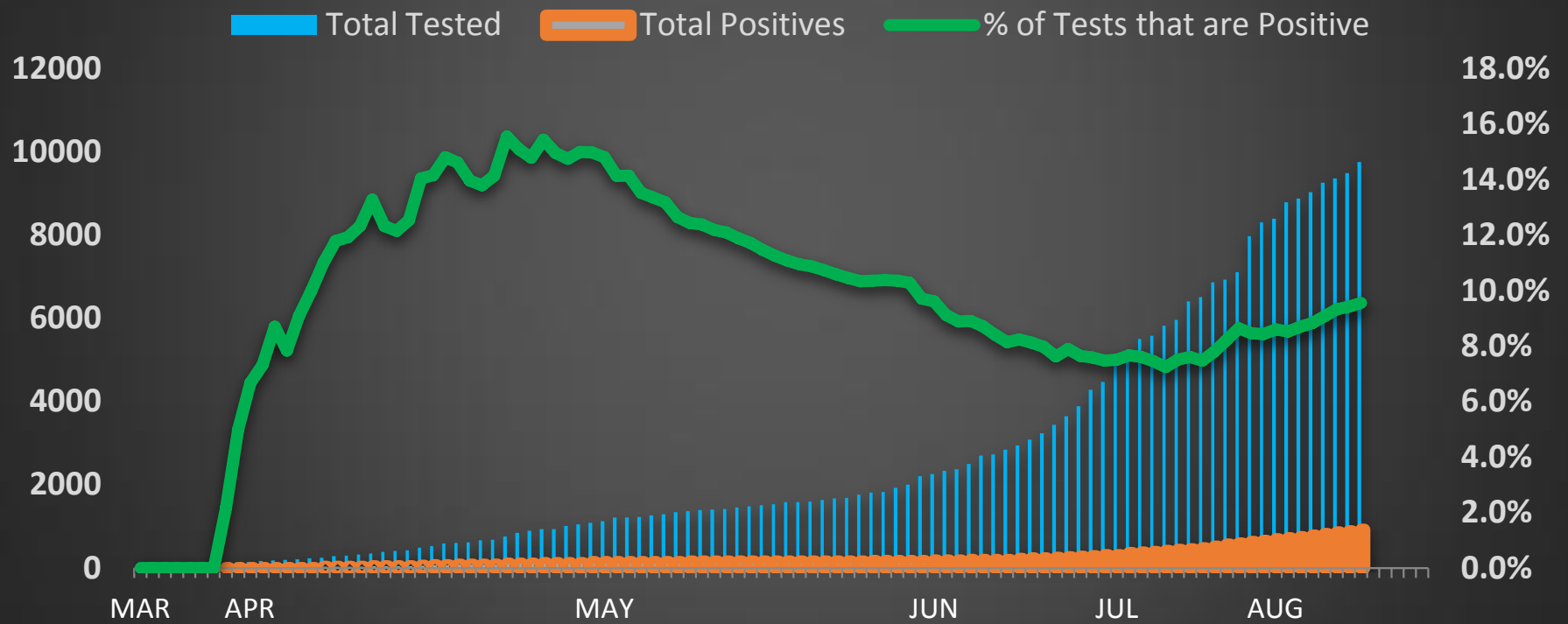
Updated: 08-21-20



% OF TESTS THAT ARE POSITIVE

Rutherford County - COVID-19

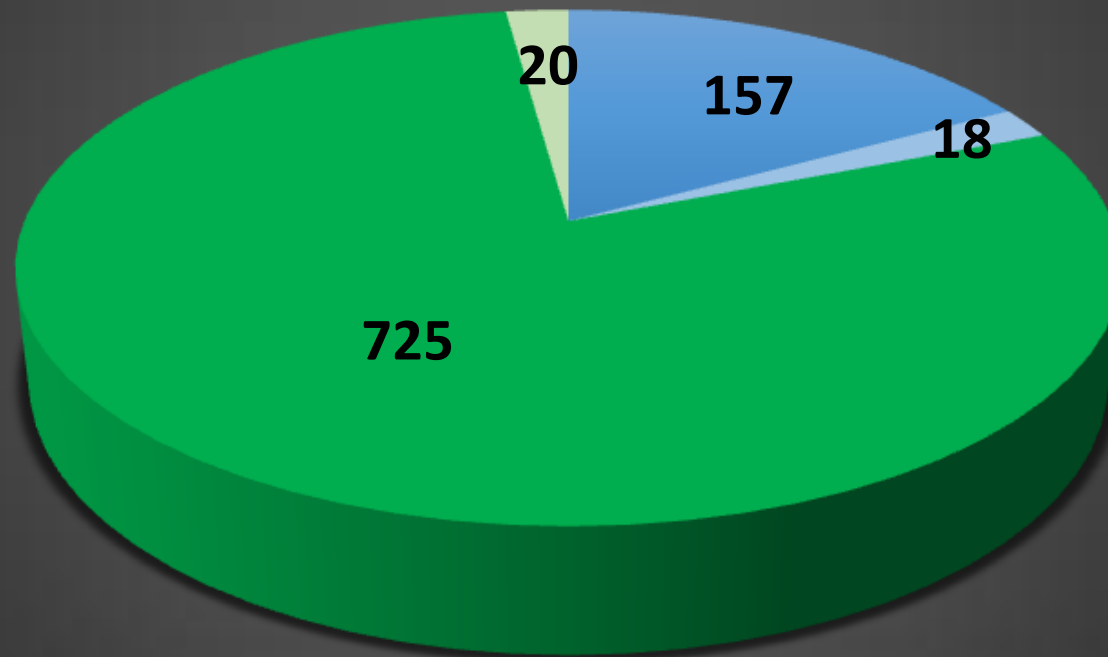
Updated: 08-21-20



STATUS OF POSITIVE CASES

Rutherford County- COVID-19

Updated: 08-21-20

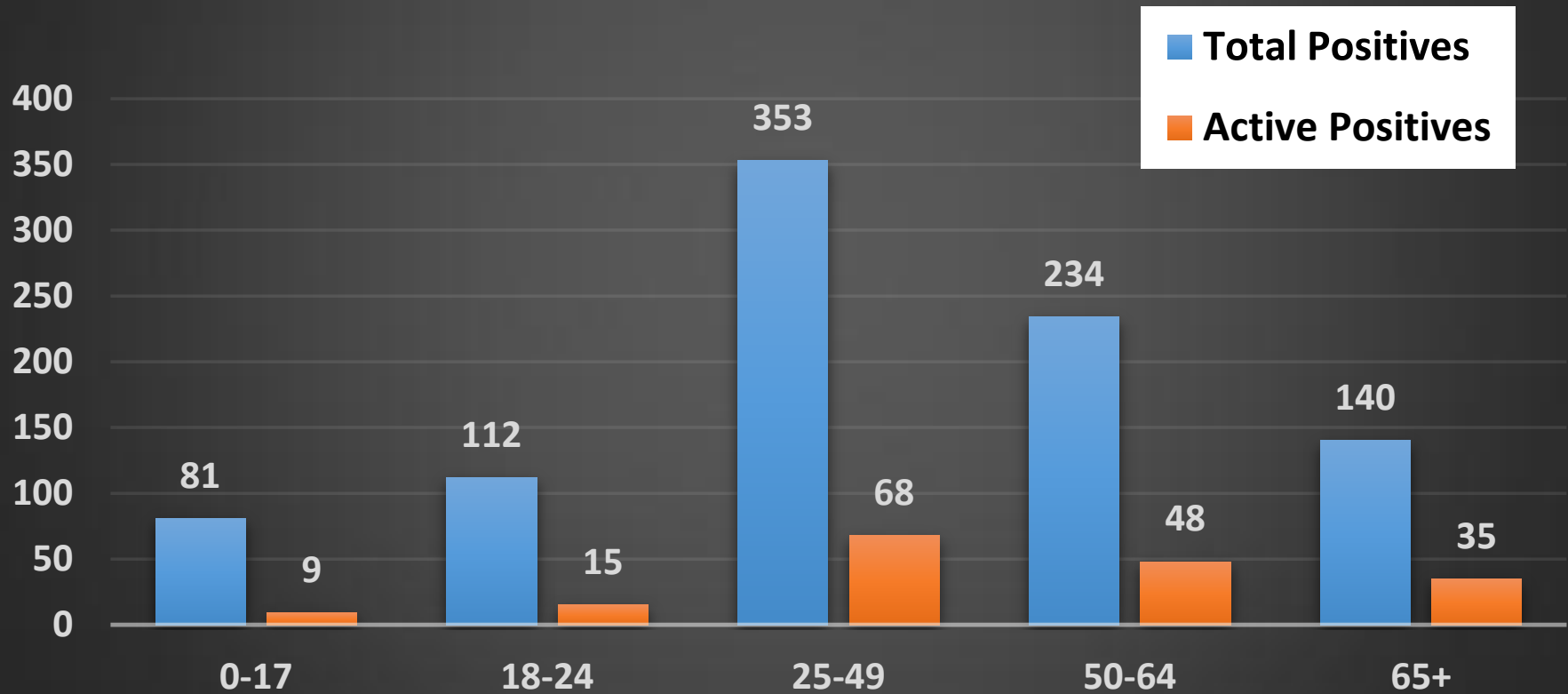


■ Quarantined ■ Hospitalized ■ Out of Quarantine ■ Deceased

AGE RANGES

Rutherford County- COVID-19

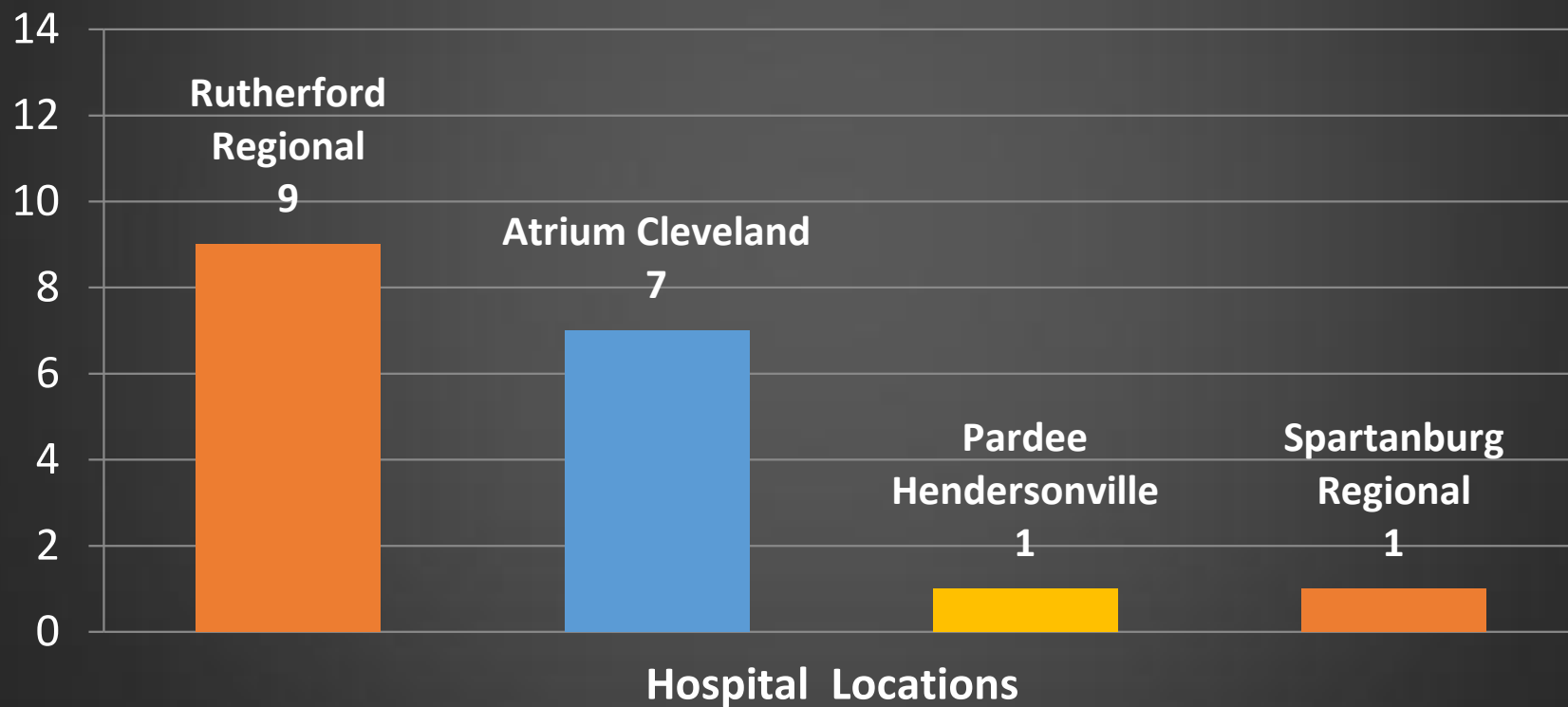
Updated: 08-21-20



CURRENT HOSPITALIZATIONS

Rutherford County- COVID-19

Updated: 08-21-20



ZIP CODE DISTRIBUTION

Rutherford County- COVID-19

Updated: 08-21-20

